



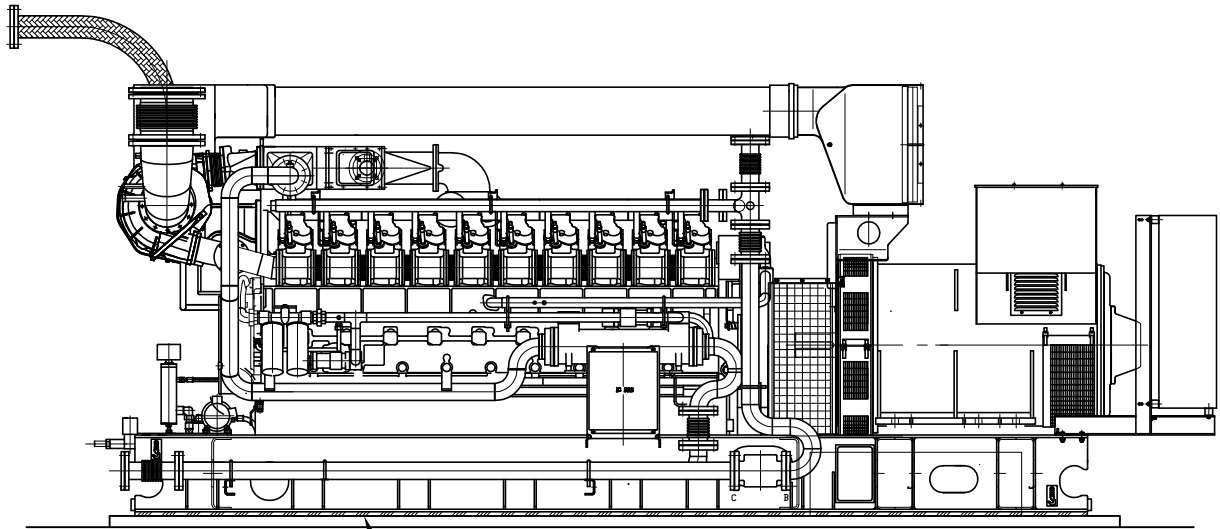
GE Jenbacher

Ship-Loose Items for Series 3 Engine/Generator Requiring Assembly at Installation

- Engine/Generator
- DIA.NE Panel
- Engine/Generator Sylomer Strips
- Gas Train Assembly
- Gas Flex Connector, Gaskets, Hardware
- Cooling Water Connection Flex, Gaskets, Hardware
- Hot Water Connection Flex, Gaskets, Hardware
- Exhaust Flex Connection, Gaskets, Hardware
- Batteries, Cables, Container, Hardware
- Oil Flex Connection, Couplings
- Communication Cables to DIA.NE Panel
- Safety Sign
- Maintenance Tools *
- Spare Parts *
- Commissioning Tools, Parts *

* As Listed in the Technical Description

Items listed are reference only and may vary



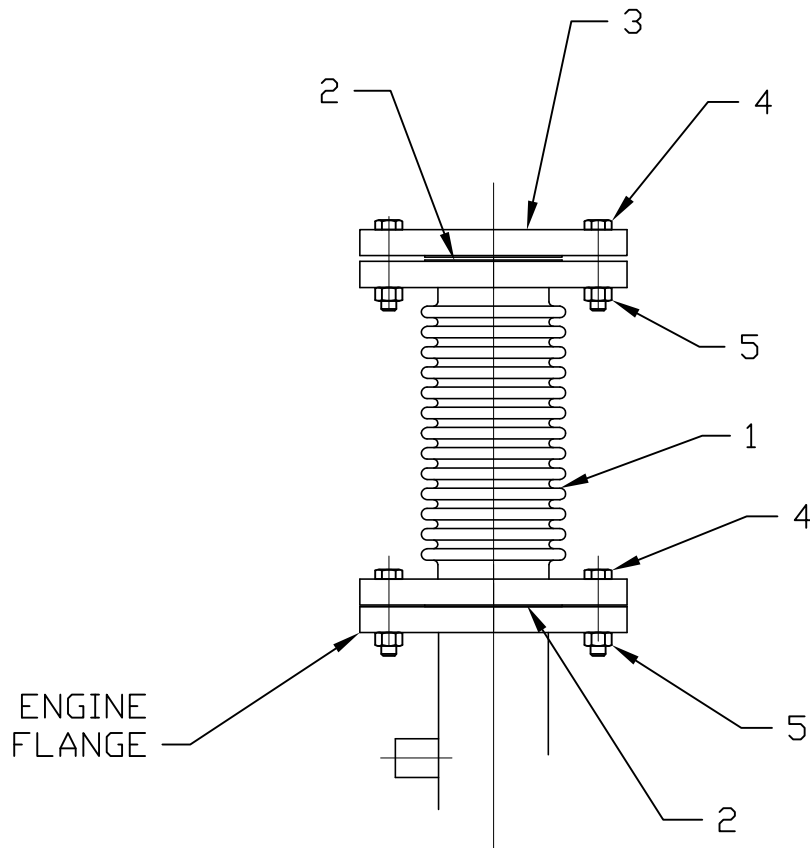
SYLOMER STRIPS
 UNDER FRAME
 326083

SEE TECHNICAL INSTRUCTION 1000-0042 FOR SYLOMER INSTALLATION

ITEMS SHOWN ARE SHIPPED LOOSE AND REQUIRE ASSEMBLY AT INSTALLATION

PART NUMBERS AND/OR PARTS MAY VARY FROM DRAWING
 THIS DRAWING IS FOR REFERENCE ONLY

			NORTHEAST / WESTERN ENERGY SYSTEMS			
			PHILADELPHIA, PA.			
			TITLE SERIES 3 ENGINE SYLOMER STRIP INSTALL			
1	10/07	DRAWING CREATED	SIZE A	SCALE N/A	DWG NO. 107-01-651	REV 1
REV	DATE	DESCRIPTION				

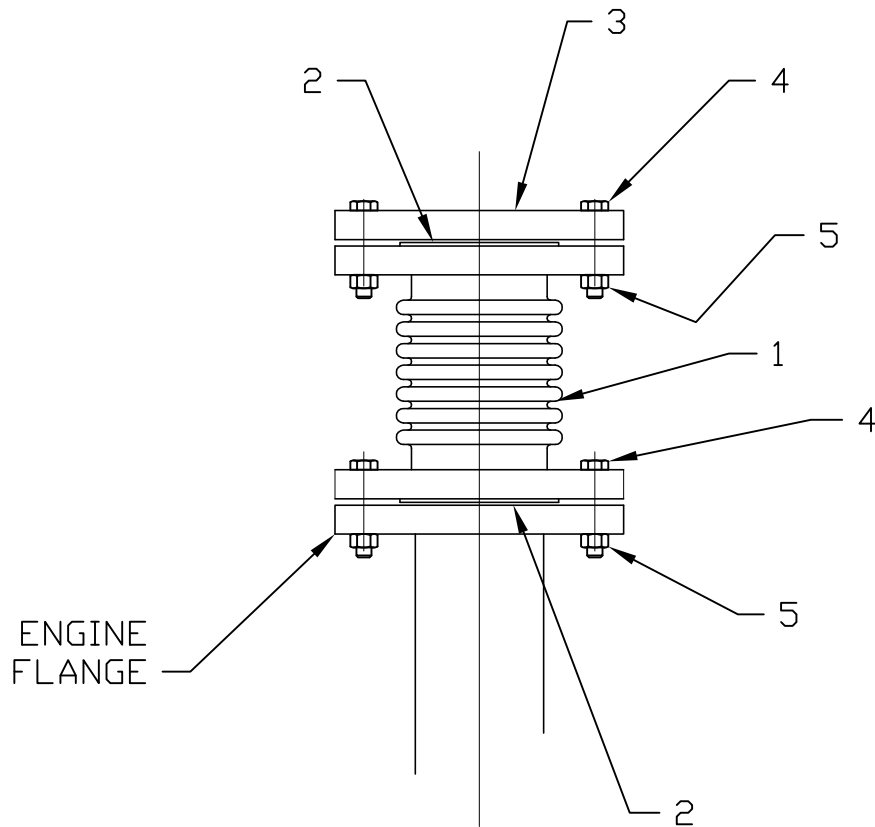


ITEM NUMBER	ITEM QTY	PART NUMBER	PART DESCRIPTION
1	1	106896	FLEX CONNECTOR
2	2	103143	GASKET
3	1		FLANGE - SUPPLIED WITH FLEX CONN.
4	8	100587	HEXAGONAL BOLT
5	8	101788	HEXAGONAL NUT

ITEMS SHOWN ARE SHIPPED LOOSE AND REQUIRE ASSEMBLY AT INSTALLATION

PART NUMBERS AND/OR PARTS MAY VARY FROM DRAWING
THIS DRAWING IS FOR REFERENCE ONLY

			NORTHEAST / WESTERN ENERGY SYSTEMS PHILADELPHIA, PA.			
			TITLE SERIES 3 ENGINE COOLING WATER PARTS			
1	10/07	DRAWING CREATED	SIZE	SCALE	DWG NO.	REV
REV	DATE	DESCRIPTION	A	N/A	402-07-558	1



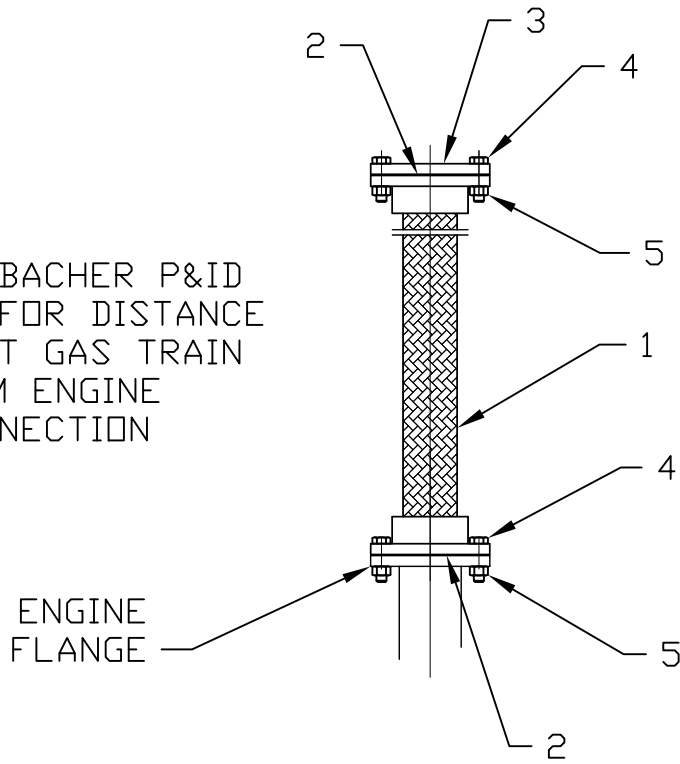
ITEM NUMBER	ITEM QTY	PART NUMBER	PART DESCRIPTION
1	1	190809	FLEX CONNECTOR
2	2	101790	GASKET
3	1		FLANGE - SUPPLIED WITH FLEX CONN.
4	24	100331	HEXAGONAL BOLT
5	24	101788	HEXAGONAL NUT

ITEMS SHOWN ARE SHIPPED LOOSE AND REQUIRE ASSEMBLY AT INSTALLATION

PART NUMBERS AND/OR PARTS MAY VARY FROM DRAWING
THIS DRAWING IS FOR REFERENCE ONLY

			NORTHEAST / WESTERN ENERGY SYSTEMS PHILADELPHIA, PA.			
			TITLE SERIES 3 ENGINE HOT WATER PARTS			
1	10/07	DRAWING CREATED	SIZE A	SCALE N/A	DWG NO. 406-07-615	REV 1
REV	DATE	DESCRIPTION				

SEE JENBACHER P&ID
DRAWING FOR DISTANCE
TO MOUNT GAS TRAIN
FROM ENGINE
CONNECTION

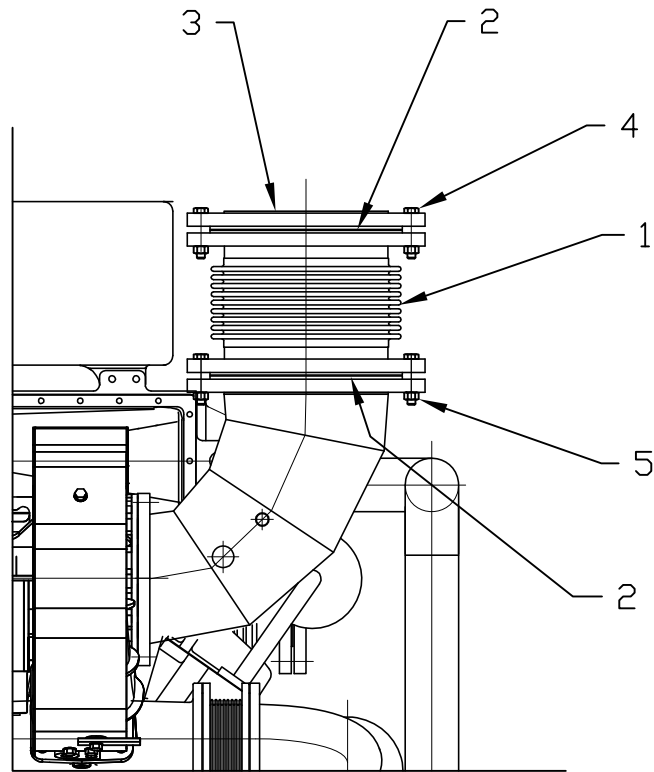


ITEM NUMBER	ITEM QTY	PART NUMBER	PART DESCRIPTION
1	1	122221	MAIN GAS FLEX HOSE
2	2	100606	GASKET
3	1		FLANGE - SUPPLIED WITH FLEX CONN.
4	16	100337	HEXAGONAL BOLT
5	16	101788	HEXAGONAL NUT

ITEMS SHOWN ARE SHIPPED LOOSE AND REQUIRE ASSEMBLY AT INSTALLATION

PART NUMBERS AND/OR PARTS MAY VARY FROM DRAWING
THIS DRAWING IS FOR REFERENCE ONLY

			NORTHEAST / WESTERN ENERGY SYSTEMS PHILADELPHIA, PA.			
			TITLE SERIES 3 ENGINE GAS FLEX CONNECTION			
1	10/07	DRAWING CREATED	SIZE	SCALE	DWG NO.	REV
REV	DATE	DESCRIPTION	A	N/A	107-00-725	1



ITEM NUMBER	ITEM QTY	PART NUMBER	PART DESCRIPTION
1	1	202837	FLEX CONNECTOR
2	2	209771	GASKET
3	1		FLANGE - SUPPLIED WITH FLEX CONN.
4	24	100357	HEXAGONAL BOLT
5	24	101855	HEXAGONAL NUT

ITEMS SHOWN ARE SHIPPED LOOSE AND REQUIRE ASSEMBLY AT INSTALLATION

PART NUMBERS AND/OR PARTS MAY VARY FROM DRAWING
THIS DRAWING IS FOR REFERENCE ONLY

			NORTHEAST / WESTERN ENERGY SYSTEMS PHILADELPHIA, PA.			
			TITLE SERIES 3 ENGINE EXHAUST PARTS			
1	10/07	DRAWING CREATED	SIZE	SCALE	DWG NO.	REV
REV	DATE	DESCRIPTION	A	N/A	107-01-366	1